

# THE BEGINNER VIOLA MELODY BOOK



PREVIEW

*Created, compiled, and arranged by*

*Rodolfo Gonzalez, Ed. D*

*© 2015*

*Study and Learn to Play 40 Melodically Sequenced Songs*

*Learn Pitches Using Letter Names and Solfege Syllables*

*Learn Rhythm Using Kodaly Syllables and Number Counting Method*

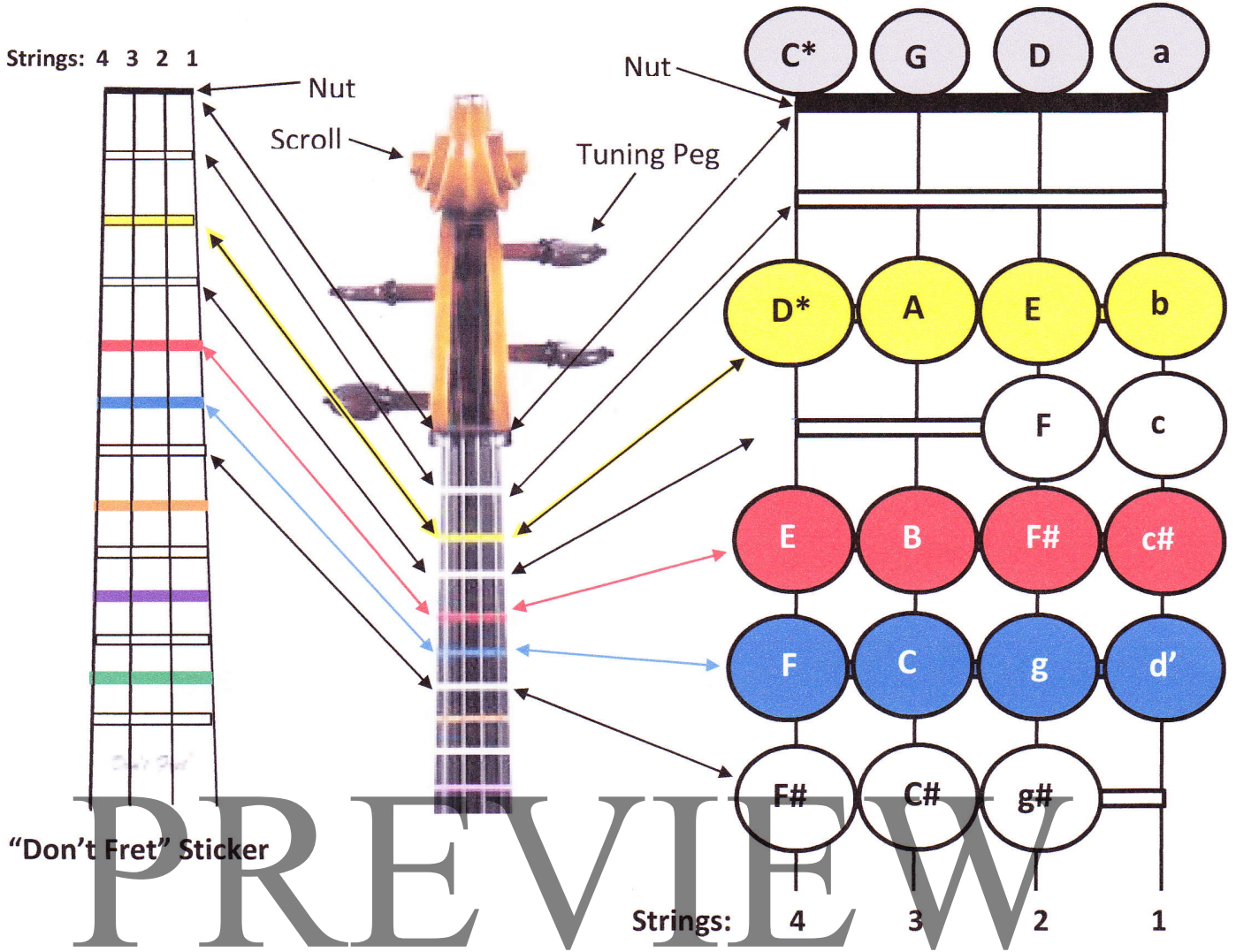
*Basic Music Theory Glossary Included*

# Beginner Viola Melody Book

## Table of Contents

Table of Contents				i - iii
Viola Fingerboard and Note Chart				iv
Rhythm Study Page				v
Lessons/Songs	Pitches	Rhythm	Music Theory	page
A. Open String Exercises: Play Descending Quarter Notes	C G D a		Descending, Ascending Staff, Treble Clef, Time Signature, Measure, Bar Line, Double Bar, Repeat Sign, Line, Space, Leger Line, Key Signature, Sharps, Flats  Quarter Note Whole Rest	1
B. Play Ascending Quarter Notes	"			1
C. Play Descending Half Notes	"		Half Note	1
D. Play Ascending Half Notes	"			1
E. Play Descending Whole Notes	"		Whole Note	1
F. Play Ascending Whole Notes	"			1
G. Play Descending Eighth Notes	"		Eighth Notes	1
H. Play Ascending Eighth Notes	"			1
I. Learning open/low D	do			2
J. Key of D Major: Learning mid e	re			2
1. Do-Re Song	dr			2
K. Learning middle f#	mi			2
2. Bones, Them Bones	drm		Quarter Rest	2
3. Pease Porridge Hot	drm		Repeat sign	2
4. Hot Cross Buns	drm			2
L. Learning mid g	fa		Dotted Half Note	2
5. Do-Re-Mi-Fa Song	drmf			3
6. Song for My Love	drmf			3
7. Boil Them Cabbage	drmf			3
M. Learning open/middle a	so			3
8. Mary Had A Little Lamb	drmfso			3
9. Love Somebody	drmfso			4
10. Lightly Row	drmfso			4
11. When the Saints	drmfso		Pick up notes	4
N. Learning middle b	La		Tie, Dotted Quarter Eighth	5
12. Twinkle, Twinkle Little Star	drmfsl			5
13. London Bridge	drmfsl			5
14. Kumbaya	drmfsl			5
15. This Old Man	drmfsl			6





4/4

Low C\*  
Open 4th String

Low D\*  
Yellow (1)

Low E  
Red (2)

Low F  
Blue (3)

Low F#  
White (+3)

Low G  
Open 3rd String

Low A  
Yellow (1)

Low B  
Red(2)

Low C  
Blue (3)

Low C#  
White (+3)

Low D  
Open 2nd String

e  
Yellow (1)

f  
White (-2)

f#  
Red (2)

g  
Blue (3)

g#  
White (+3)

a  
Open 1st String

b  
Yellow (1)

c  
White (-2)

c#  
Red (2)

high d'  
Blue (3)

# Beginner Viola Melody Book

created, compiled & arranged by  
Rodolfo Gonzalez  
(c) 2015

## A. Open String Exercises: Play Descending Quarter Notes

Musical notation for exercise A: Open String Exercises: Play Descending Quarter Notes. The staff shows a sequence of quarter notes starting from G4 and descending to G3.

## B. Open String Exercises: Play Ascending Quarter Notes

Musical notation for exercise B: Open String Exercises: Play Ascending Quarter Notes. The staff shows a sequence of quarter notes starting from G3 and ascending to G4.

## C. Open Strings: Play Descending Half Notes

Musical notation for exercise C: Open Strings: Play Descending Half Notes. The staff shows a sequence of half notes starting from G4 and descending to G3.

## D. Open Strings: Play Ascending Half Notes

Musical notation for exercise D: Open Strings: Play Ascending Half Notes. The staff shows a sequence of half notes starting from G3 and ascending to G4.

## E. Open String Exercises: Play Descending Whole Notes

Musical notation for exercise E: Open String Exercises: Play Descending Whole Notes. The staff shows a sequence of whole notes starting from G4 and descending to G3.

## F. Open String Exercises: Play Ascending Whole Notes

Musical notation for exercise F: Open String Exercises: Play Ascending Whole Notes. The staff shows a sequence of whole notes starting from G3 and ascending to G4.

## G. Open String Exercises: Play Descending Eighth Notes

Musical notation for exercise G: Open String Exercises: Play Descending Eighth Notes. The staff shows a sequence of eighth notes starting from G4 and descending to G3.

## H. Open String Exercises: Play Ascending Eighth Notes

Musical notation for exercise H: Open String Exercises: Play Ascending Eighth Notes. The staff shows a sequence of eighth notes starting from G3 and ascending to G4.

PREVIEW



**I. Key of D Major: Learning open/low D (do)**

**J. Key of D Major: Learning middle e (re)**

**1. Do-Re Song (dr)**

Just two notes Do Re Do Ve - ry sim - ple Do Re Do

**K. Key of D Major: Learning middle f# (mi)**

**2. Bones, Them Bones (drm)**

Bones, them bones, them (clap) dry bones, them bones, them bones, them (clap) dry bones, them

bones, them bones, them (clap) dry bones, now hear the Word of the LORD!

**3. Pease Porridge Hot (drm)**

Pease por-ridge hot! Pease por-ridge cold! Pease por-ridge in the pot nine days old!

**4. Hot Cross Buns (drm)**

Hot cross buns, hot cross buns, one a pen-ny, two a pen-ny, hot cross buns.

**L. Key of D Major: Learning middle g (fa)**

# Basic Music Theory for Viola

1. **Descending** – going in a downward direction.




2. **Ascending** – going in an upward direction.



3. **Staff** – 5 lines in which music notes are written.




4. **Alto Clef** – sign used to denote C on the staff used in writing music for middle instruments.



5. **Time Signature** – the two numbers at the beginning of a music score that denote the meter and which note will be the beat note. Common time signatures are

PREVIEW

2	3	4	Top number indicates number of beats per measure.
4	4	4	Bottom number indicates which note gets 1 beat (4 = quarter note).



6. **Metronome** – an instrument that produces steady beats.

**Beat** – a steady pulse.

**Meter** – grouping beats by 2s, 3s, and 4s.

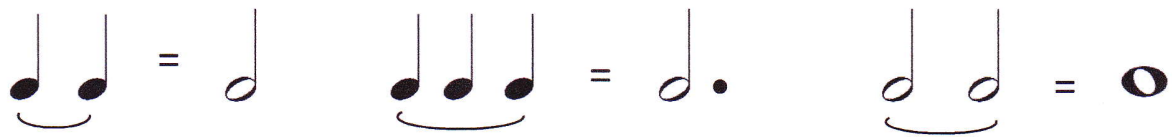
Beats = steady pulses = | | | | | | | | | | |

Beats grouped by 2s = 1 2 1 2 1 2 1 2 1 2 1 2

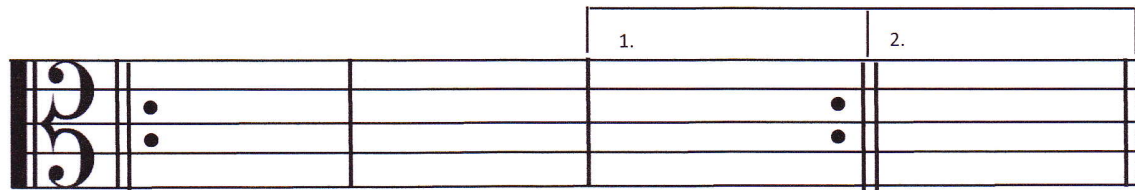
Beats grouped by 3s = 1 2 3 1 2 3 1 2 3 1 2 3

Beats grouped by 4s = 1 2 3 4 1 2 3 4 1 2 3 4

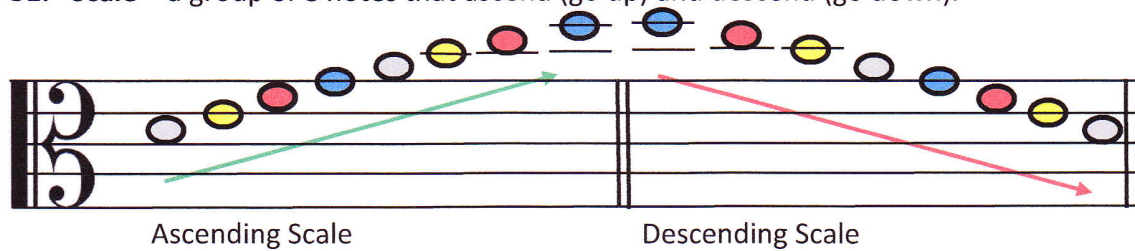
29. **Tie** – a curved line that connects two or more notes combining the value of the notes.



30. **1<sup>st</sup> and 2<sup>nd</sup> Endings** – found at the end of a song. Play into the 1<sup>st</sup> ending and repeat to the beginning or designated measure, then play into the second ending to finish the song.



31. **Scale** – a group of 8 notes that ascend (go up) and descend (go down).

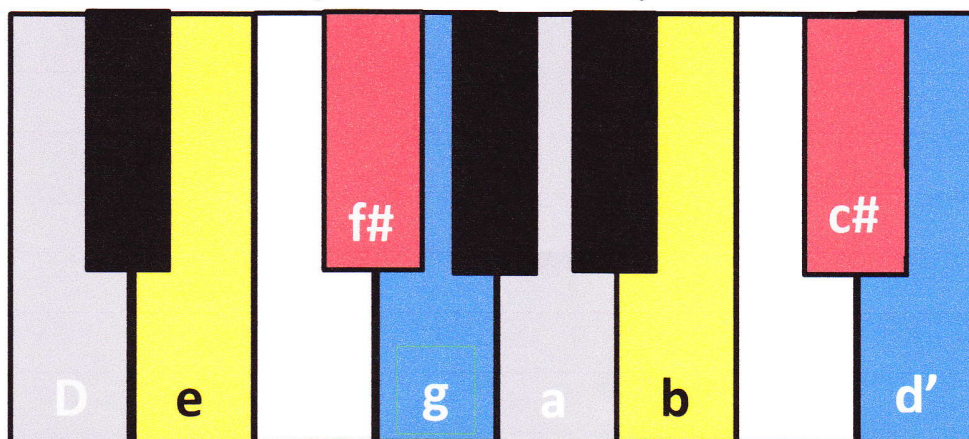


32. **Major Scale** – an 8 note scale made up the following letter names and solfege syllables:




**Letter names:** D    e    f#    g    a    b    c#    d'  
**Solfege syllables:** do    re    mi    fa    so    la    ti    do'

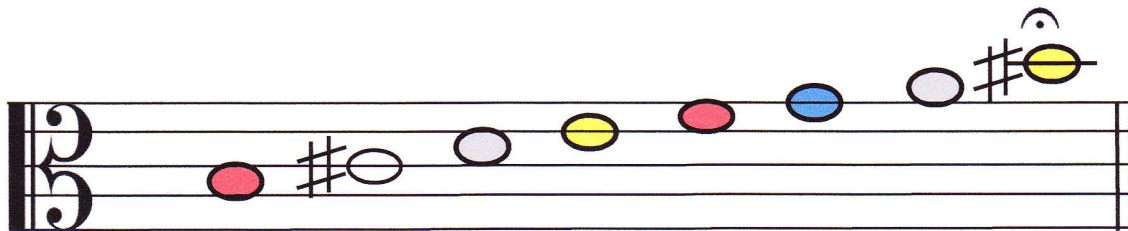
33. **D Major Scale on the Piano Keyboard**





34. **Fermata** –  -a musical symbol that means to keep playing the note until the conductor signals to stop.
35. **Round** – a song that is played with groups starting at different times. The song “Row, Row, Row Your Boat” is an example of a round.
36. **Da Capo** – Italian words that mean “to the head” or to go to the beginning of the music.
37. **Fine** (fee-nay) – an Italian word that means “the end.”
38. **Da Capo al Fine** – to go back to the beginning of a song and stop at the word “Fine.”

39. **Natural Minor Scale** – 8 note scale made up the following letter names solfege syllables



**Letter Names:** B C# D e f# g a b  
**Solfege Syllables:** la ti do re mi fa so la

40. A Natural Minor Scale on the Piano Keyboard

